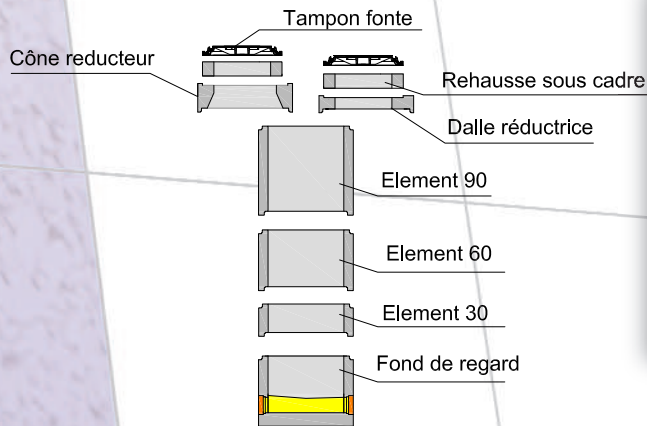
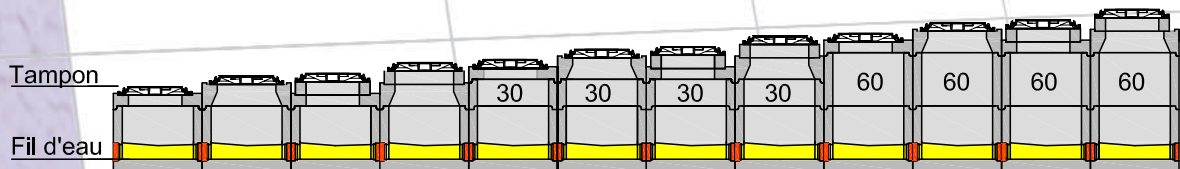


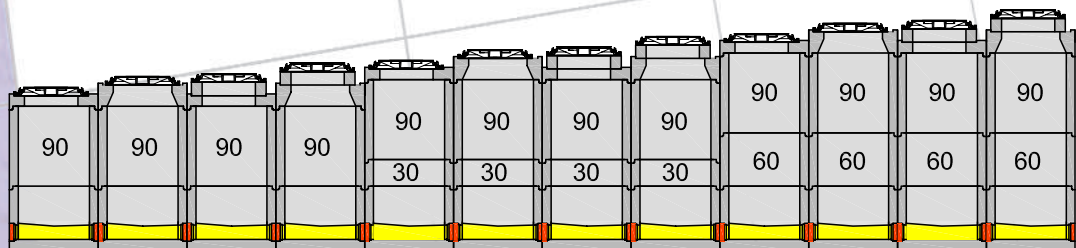
## ELEMENTS Ø800 EAUX USEES



Désignation	Hauteur Utile en mm	Poids des pièces en kg
Réhausse	150	95
Cône	300	225
Dalle	180	130
Element 90	900	505
Element 60	600	335
Element 30	300	180
Fond de regard	560	920



HT Utile	0.840	0.960	0.990	1.110	1.140	1.260	1.290	1.410	1.440	1.560	1.590	1.710
----------	-------	-------	-------	-------	-------	-------	-------	-------	-------	-------	-------	-------



1.740	1.860	1.890	2.010	2.040	2.160	2.190	2.310	2.350	2.460	2.490	2.610
-------	-------	-------	-------	-------	-------	-------	-------	-------	-------	-------	-------

